

RENO[®] MATTRESS
ZINC

Reno[®] mattresses are units manufactured from double twisted hexagonal woven steel wire mesh 6x8 type, made of Zinc coated wire. They are produced in compliance with SANS 1580 and EN 10223-3.

The management and production system is certified in compliance with ISO 9001, ISO 14001 (related to the environmental management system) and ISO 18001 (Occupational health and safety).

Reno mattresses are divided into uniformly portioned cells by internal diaphragms positioned at 1 meter lateral centres; the diaphragms are created by inserting an upright double-mesh fold in the base panel, which improves diaphragm stability during filling operations.

In order to reinforce the structure, all mesh panel edges are selvaged with a wire having a greater diameter (Table 3). Dimensions and sizes of Zinc coated Reno[®] Mattress are shown in Table 1.

Steel wire mesh

The nominal tensile strength of the wire mesh shall be as per Table 2; test carried out as per EN 10223-3.

Wire

The steel wire used in the manufacture of Reno[®] Mattresses is heavily galvanized coated. The standard specifications of mesh-wire are shown in Tables 2 and 3. All tests on wire must be performed prior to manufacturing the mesh.

1. **Tensile strength:** the wire used to manufacture Reno[®] mattresses has a tensile strength between 350-375 N/mm² in accordance with SANS 675. Wire tolerances are shown in Table 3 as per EN 10218 (Class T1).
2. **Elongation:** Elongation at fracture not less than 8%, as per EN 10223-3.
3. **Zinc coating:** minimum quantities of Zinc shown in Table 3 meet the requirements of SANS 1580.
4. **Adhesion of Zinc:** the adhesion of the Zinc coating to the wire is in accordance with SANS 10244-2.
5. **Outwearing accelerated aging test** when subjected to test in sulphur dioxide environment (ISO 6988) after 28 cycles of discontinuous test the mesh shall not show more than 5% of DBR (Dark Brown Rust).

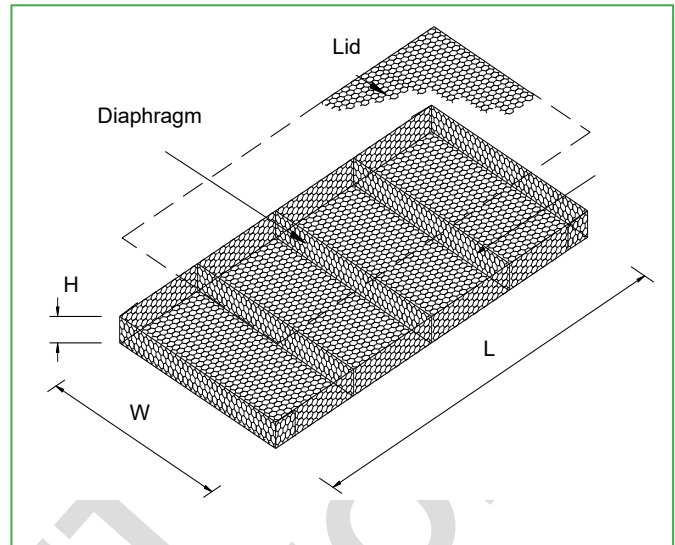


Figure 1

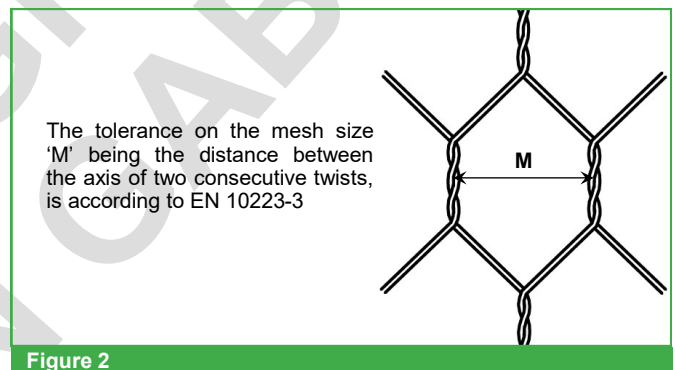


Figure 2



Figure 3: Reno[®] Mattress Zinc coated

Table 1: Sizes of Reno® Mattress

Length (m)	Width (m)	Height (m)
2 ⁽¹⁾	1	0.30
3 ⁽¹⁾	1	0.30
6	2	0.17
6	2	0.23
6	2	0.30

All sizes and dimensions are nominal. Tolerances in the length and width of $\pm 5\%$, height of $\pm 25\text{mm}$ shall be permitted.

⁽¹⁾Lids pre-attached.

Table 2: Standard mesh-wire

Type	M (mm)	Tolerance (mm)	Wire diameter (mm)	Mesh Tensile Strength (KN/m)
6x8	60	-0 / +8	2.20	37

Table 3: Standard wire diameter

		Mesh wire	Selvedge wire	Lacing wire
Wire diameter	\varnothing mm	2.2	2.7	2.2
Wire diameter tolerance	(\pm) \varnothing mm	0.06	0.06	0.06
Minimum Zinc coating	g/m ²	240	275	240

Lacing Operations

Binding wire has a wire diameter of 2.2mm diameter and should be purchased in the same specification as the double twisted mesh. See lacing spacing in figure 5. Sold in 25kg rolls (6% of the unit weight is recommended for lacing and binding of units).

Alternatively, Galvan (Zn 95Al5) coated steel rings (see figure 4) having the following specification can be used instead of lacing wire.

Diameter: 3.00 mm;

Tensile strength: > 1720 Mpa;

Pull-apart strength > 2.0 kN.

Spacing of the rings must not exceed 200 mm (Fig.5)

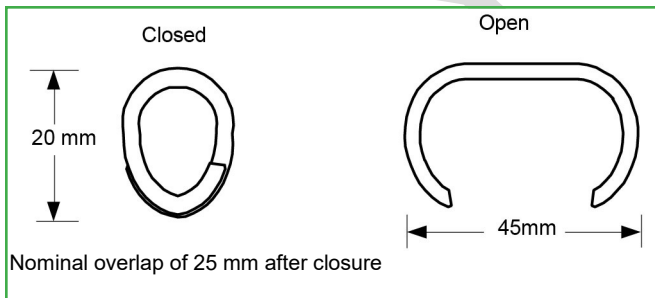


Figure 4

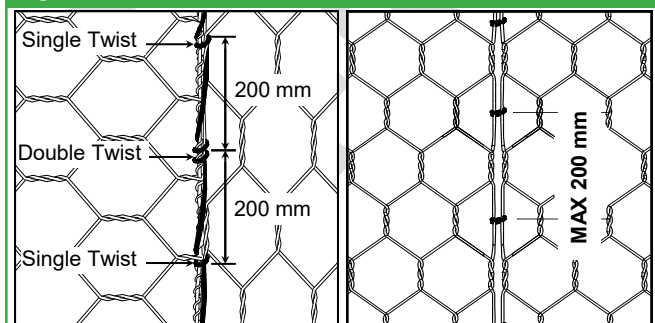
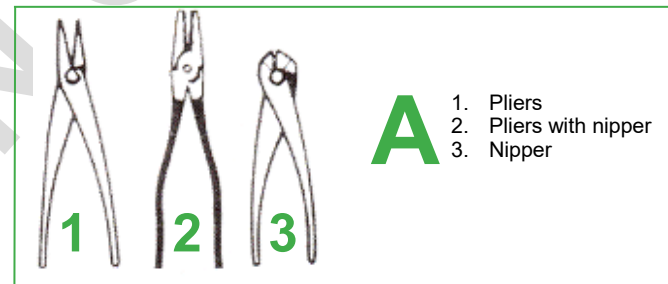



Figure 5: Lacing wire and Rings



- A**
1. Pliers
 2. Pliers with nipper
 3. Nipper



- B** Pneumatic Spenax tool



- C** Manual tool

Figure 6